




# Traceable Rodders

## Locate With Minimal Excavation



Connect a signal transmitter to the Duct Hunter™ to energize unit with a specific frequency. When rod is pushed into underground pipe, the signal radiates through the soil to the surface.

A signal receiver detects the frequency applied to the Duct Hunter™, allowing the entire buried utility pipe to be traced and marked continuously from above ground by one man without digging.

- Trace To Depths Up To 10'
- Locate Sewer Laterals To Confirm No Cross Bore Has Occurred
- Locate Ductile Iron, Plastic, Tile Or Concrete Pipe
- Rod's ferrule attaches to sonde, roller guide or pulling eye
- Accessory kit included
- Sonde adapters available

Less Disruption To Roads And Landscapes  
Minimal Pavement Breakage, Excavation, & Restoration

Part Number	Diameter & Length	Bend Radius	Conduit Size
16-14-300M	1/4" X 300'	4"	1-1/2" - 3"
16-14-400M	1/4" X 400'	4"	1-1/2" - 3"
16-14-500M	1/4" X 500'	4"	1-1/2" - 3"
16-14-600M	1/4" X 600'	4"	1-1/2" - 3"
<b>16-14 Models Not Available With All Terrain Wheels</b>			
12-516-300M	5/16" X 300'	6"	2" - 4"
12-516-400M	5/16" X 400'	6"	2" - 4"
<b>12-516 Models Not Available With All Terrain Wheels</b>			
12A-516-500M	5/16" X 500'	6"	2" - 4"
12A-516-600M	5/16" X 600'	6"	2" - 4"
12A-516-700M	5/16" X 700'	6"	2" - 4"
12A-516-800M	5/16" X 800'	6"	2" - 4"
13-716-500M	7/16" X 500'	9"	4" +
13-716-600M	7/16" X 600'	9"	4" +
13-716-800M	7/16" X 800'	9"	4" +
13-716-1000M	7/16" X 1000'	9"	4" +

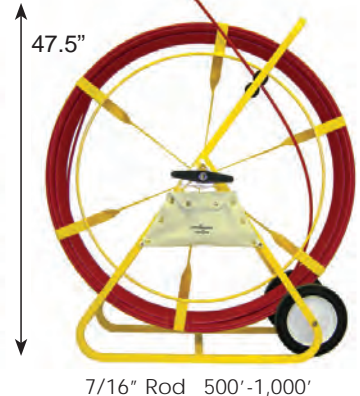

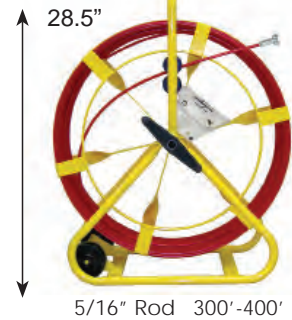
Add "-AWK" To Part Number for All Terrain Wheels on Duct Hunter Models Listed Above.

Rod marked in 5' increments  
Use 'MM' for metric measure in 1m increments

Rod Diameter	Male End Ferrule Thread
5/16" & 7/16"	3/8"-16
1/4"	1/4"-20

**NEW**


1/4" rod has 4" bend radius for handling smaller conduit and tight turns.





# Traceable Rodders

7/16" Duct Hunter	5/16" Duct Hunter	1/4" Duct Hunter	Accessories	
13-716-AK	12-516-AK	16-14-AK	Accessory Kit	Roller Guide, End Ferrule, Splice Ferrule, 2 Adhesive, 2 Emery Cloth, Canvas Pouch
9-141	9-141	N/A	Roller Guide	Guides rod through bends, sweeps, misalignments & wires; Increases contact with pipe on lead end of rod to improve overall signal strength
9-171	9-171	N/A	Roller Guide Spring Adapter	Heavy duty spring attached to swivel roller guide helps push rod past difficult bends or debris in pipe
N/A	N/A	16-169	Flexible Spring Tip	Heavy duty spring attached to ball nose helps push rod past difficult bends or debris in pipe
12-162	12-162	N/A	Flexible Leader	Guides rod through bends, sweeps, misalignments
9-25-12ST	9-25-12ST	N/A	12" Stinger	Guides rod through bends, sweeps and misalignments
9-25-24ST	9-25-24ST	N/A	24" Stinger	
9-139	9-139	16-160 (Coming Soon)	Swivel Eye	Attaches pull line to rod
13-146	12-146	16-146	End Ferrule Kit	End Ferrule, Adhesive, Emery Cloth
13-140	12-140	16-140 (Coming Soon)	Splice Kit	Splice Ferrule, Adhesive, Emery Cloth
11-AWK	11A-AWK	N/A	All Terrain Wheels	All Terrain Wheels Kit. Does not fit 12-516 models and 16-14 models.




All Terrain Wheels Kit Includes Shaft, Spacers, Wheels, Lock Collars, And Hex Wrench



## Trace Small Conduit or Pipes

- Locate Fiber Optic Cables In PVC Pipe Without Tracer Wire
- Fiber To The Home Applications - Locate Fiber Optic Mini-Duct
- Plumbing Applications - Fiberglass Will Not Rust
- Trace Sewer Laterals (Up To 4" In Diameter) To Avoid Cross Bores
- Includes Accessory Kit
- Dimensions: 22" X 17" X 7"



Mini Duct Hunter	Rod Diameter	Rod Length	Bend Radius	Recommended Conduit Size	3/16" Mini DH	1/8" Mini DH	Mini Duct Hunter Accessories
15-316-100	3/16"	100'	2.5"	1/2" - 1-1/2"	15-163	15-163	Flexible Leader with Ball Tip - Guides rod around bends, sweeps, misalignments & wires
15-316-150	3/16"	150'	2.5"	1/2" - 1-1/2"	15-146		End Ferrule Repair Kit - End Ferrule, Adhesive, Emery for 3/16" Rod
15-316-200	3/16"	200'	2.5"	1/2" - 1-1/2"		15-18-146	End Ferrule Repair Kit - End Ferrule, Adhesive, Emery for 1/8" Rod
15-316-250	3/16"	250'	2.5"	1/2" - 1-1/2"	15-140		Splice Repair Kit - Splice Ferrule, Adhesive, Shrink Tube, Emery for 3/16" Rod
15-316-300	3/16"	300'	2.5"	1/2" - 1-1/2"		15-18-140	Splice Repair Kit - Splice Ferrule, Adhesive, Shrink Tube, Emery for 1/8" Rod
15-18-100	1/8"	100'	1.75"	1/2" - 1"	15-160	15-160	Pulling Eye - Attach to end fitting of rod to attach pull line to rod
15-18-150	1/8"	150'	1.75"	1/2" - 1"	15-168	15-168	Flexible Neck for 1/4"-20 Sonde
15-18-200	1/8"	200'	1.75"	1/2" - 1"	15-316-AK		Accessory Kit: Flexible Spring Leader Tip, End Ferrule, Splice Ferrule, Pulling Eye, Adhesive, Emery Cloth, Canvas Pouch. For 3/16"
						15-18-AK	Accessory Kit: Flexible Spring Leader Tip, End Ferrule, Splice Ferrule, Pulling Eye, Adhesive, Emery Cloth, Canvas Pouch. For 1/8"

Rod Diameter	Male End Ferrule Thread
3/16" & 1/8"	1/4"-20

